

DITA SYSTEM

Designer

Pagnon & Pelhaître

Technical specifications

If it might be reminiscent of certain metal modular office systems, Dita draws a clear distinction with its lacquered panels which are made of wood rather than sheet metal and by its discreet streamlined uprights with their sophisticated finish. Each module is equipped with a handle matched to the uprights of the structure. The uprights are in 15 x 15 mm aluminium profiles in an anodised brushed bronze finish.

These encase the wooden panels, the interiors of which are finished in argile lacquer, with a choice of 16 colours for the visible external faces : - standard : blanc satiné, argile, perle; - to order : bleu guède, chocolat, noir, brique, éléphant, moutarde, vert sauge, plomb, bleu nuit, brun acajou, corail, cuivre, gris platine. Dita System may be used as a room divider, in which case a double-sided back panel should be added behind the chests. Back panels of niches are always lacquered on both sides.

Handles are in injected zamak, bronze lacquered to match the uprights. The feet H 30 mm further extend the uprights and have black jacks.

More information on

www.ligne-roset.com

© Ligne Roset 2023



PRODUCTS

COMPOSITION D01

DIMENSIONS

Height 1900 mm

Width 730 mm

Depth 450 mm

COMPOSITION D06



DIMENSIONS

Height 1900 mm

Width 1080 mm

Depth 450 mm

COMPOSITION D11



DIMENSIONS

Height 1900 mm

Width 1074 mm

Depth 450 mm

COMPOSITION D16



DIMENSIONS

Height 1900 mm

Width 1424 mm

Depth 450 mm

COMPOSITION D19



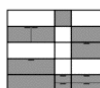
DIMENSIONS

Height 1900 mm

Width 1424 mm

Depth 450 mm

COMPOSITION D20



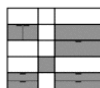
DIMENSIONS

Height 1900 mm

Width 2139 mm

Depth 450 mm

COMPOSITION D25



DIMENSIONS

Height 1900 mm

Width 2139 mm

Depth 450 mm

COMPOSITION D30



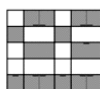
DIMENSIONS

Height 1900 mm

Width 1789 mm

Depth 450 mm

COMPOSITION D42



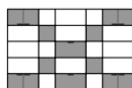
DIMENSIONS

Height 1900 mm

Width 2133 mm

Depth 450 mm

COMPOSITION D62



DIMENSIONS

Height 1900 mm

Width 2848 mm

Depth 450 mm

COMPOSITION DOUBLE-SIDED E11



DIMENSIONS

Height 1900 mm

Width 1074 mm

Depth 450 mm

COMPOSITION DOUBLE-SIDED E12



DIMENSIONS

Height 1900 mm

Width 1074 mm

Depth 450 mm

COMPOSITION DOUBLE-SIDED E13



DIMENSIONS

Height 1900 mm

Width 1074 mm

Depth 450 mm

COMPOSITION DOUBLE-SIDED E17



DIMENSIONS

Height 1900 mm

Width 1424 mm

Depth 450 mm

COMPOSITION DOUBLE-SIDED E18



DIMENSIONS

Height 1900 mm

Width 1424 mm

Depth 450 mm

COMPOSITION DOUBLE-SIDED E19



DIMENSIONS

Height 1900 mm

Width 1424 mm

Depth 450 mm

COMPOSITION DOUBLE-SIDED E21



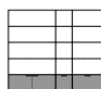
DIMENSIONS

Height 1900 mm

Width 2139 mm

Depth 450 mm

COMPOSITION DOUBLE-SIDED E23



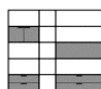
DIMENSIONS

Height 1900 mm

Width 2139 mm

Depth 450 mm

COMPOSITION DOUBLE-SIDED E25



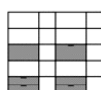
DIMENSIONS

Height 1900 mm

Width 2139 mm

Depth 450 mm

COMPOSITION DOUBLE-SIDED E40



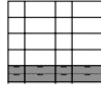
DIMENSIONS

Height 1900 mm

Width 2133 mm

Depth 450 mm

COMPOSITION DOUBLE-SIDED E41



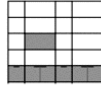
DIMENSIONS

Height 1900 mm

Width 2133 mm

Depth 450 mm

COMPOSITION DOUBLE-SIDED E43



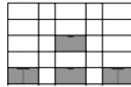
DIMENSIONS

Height 1900 mm

Width 2133 mm

Depth 450 mm

COMPOSITION DOUBLE-SIDED E62



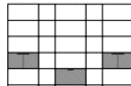
DIMENSIONS

Height 1900 mm

Width 2848 mm

Depth 450 mm

COMPOSITION DOUBLE-SIDED E63



DIMENSIONS

Height 1900 mm

Width 2848 mm

Depth 450 mm