

PUMPKIN

Designer

Pierre Paulin

Technical characteristics

For the very first time, Pierre Paulin's 1971 design for seating for the private apartments of Claude & Georges Pompidou at the Elysée Palace is being put into large-scale production. Pumpkin is characteristic of Paulin's revolutionary style, as initiated at the end of the 1950's, and as its name suggests is evocative of a giant pumpkin, welcoming the user with its protectively voluptuous - and voluptuously protective - shell.

Resisting its appeal is an impossibility!
CONSTRUCTION Base and mid-section in polyether foam 30 kg/m³ - 3,0 kPa, resting on a thermoformed ABS base.

COMFORT Seat and bucket-style enveloping back in moulded polyurethane foam 35 kg/m³ - 3.2 kPa with a 'comfort' layer in the same foam.

MAKING-UP Covers may be removed by a professional. Cover quilted with 100 g/m² polyester on the seat/back, and polyether foam on the exterior of the mid-section. **COVERS** A monocolour model, which may be made up in either fabric or hide. Coloured wools chime perfectly with the spirit of Pumpkin.

More information on

www.ligne-roset.com

© Ligne Roset 2023



PRODUCTS

ARMCHAIR



DIMENSIONS

Height 700 mm
Width 1050 mm
Depth 830 mm
Seat height 370 mm
Seats 1 seats

SWIVELLING ARMCHAIR



DIMENSIONS

Height 700 mm
Width 1050 mm
Depth 830 mm
Seat height 370 mm
Seats 1 seats

ARMCHAIR HIGH BACK

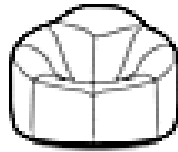


DIMENSIONS

Height 830 mm
Width 1050 mm
Depth 830 mm
Seat height 370 mm

Seats 1 seats

SWIVELLING ARMCHAIR HIGH BACK



DIMENSIONS

Height 830 mm

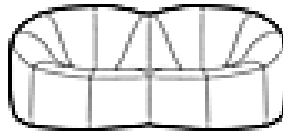
Width 1050 mm

Depth 830 mm

Seat height 370 mm

Seats 1 seats

SMALL SETTEE



DIMENSIONS

Height 700 mm

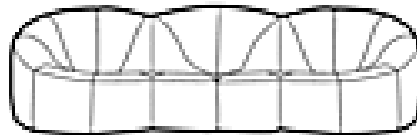
Width 1780 mm

Depth 830 mm

Seat height 370 mm

Seats 2 seats

LARGE SETTEE



DIMENSIONS

Height 700 mm

Width 2500 mm

Depth 830 mm

Seat height 370 mm

Seats 3 seats

FOOTSTOOL



DIMENSIONS

Seat height 370 mm

Diameter 740 mm

Seats 1 seats